



International GCSE and IAL EXAMINATION -2026

Instructions for Candidates

This document has been written to help you. Read it carefully and follow the instructions. If there is anything you do not understand, especially which calculator you may use, ask your teacher.

A. Regulations – Make sure you understand the rules

1 You should reach the Centre at least 30 minutes before the exam starting time and **the examination hall will be closed 15 minutes before the starting time. If you are late, your work might not be accepted. Be on time for all your exams.**

2 **Do not** become involved in any unfair or dishonest practice during the exam.

3 If you try to cheat, or break the rules in any way, you could be disqualified from all your subjects.

4 You **must not** take into the exam room:

(a) notes; (b) earphones/earbuds (e.g. AirPods), a mobile phone, a MP3/4 player or similar device, smart devices, smart glasses, tablets (e.g. iPads or iPods); (c) a watch.

Any pencil cases taken into the exam room must be see-through.

Remember: possession of unauthorised material is breaking the rules, even if you do not intend to use it, and you will be subject to penalty and possible disqualification.

5 **Do not** use correcting pens, fluid or tape, erasable pens, highlighters or gel pens in your answers.

6 **Do not** talk to or try to communicate with, or disturb other candidates once the exam has started.

7 You **must not** write inappropriate, obscene or offensive material.

8 If you leave the exam room unaccompanied by an invigilator before the exam has finished, you **will not** be allowed to return.

9 **Do not** borrow anything from another candidate during the exam.

B. Information – Make sure you attend your exams and bring what you need

1 Know the dates and times of all your exams. Arrive at least thirty minutes before the start of each exam.

2 If you arrive late for an exam, report to the invigilator running the exam.

3 If you arrive more than 15 minutes after the scheduled starting time for the exam, you may not be allowed to take it.

4 Only take into the exam room the pens, pencils, erasers and any other equipment which you need for the exam.

5 You must write clearly and in black ink. Coloured pencils or inks may only be used for diagrams, maps, charts, etc. unless the instructions printed on the front of the question paper state otherwise.

C. Calculators, dictionaries and computer spell-checkers

1 You may use a calculator unless you are told otherwise.

2 If you use a calculator:

(a) make sure it works properly; check that the batteries are working properly;

(b) clear anything stored in it;

(c) remove any parts such as cases, lids or covers which have printed instructions or formulae;

- (d) **do not** bring into the exam room any operating instructions or prepared programs.
- 3 **Do not** use a dictionary or computer spell checker unless you are told otherwise.

D. Instructions during the exam


- 1 Always listen to the invigilator. Always follow their instructions.
 - 2 Tell the invigilator at once if:
 - (a) you think you have not been given the right question paper or all of the materials listed on the front of the paper;
 - (b) the question paper is incomplete or badly printed.
 - 3 Read carefully and follow the instructions printed on the question paper and/or on the answer booklet.
 - 4 **Do not** start writing anything until the invigilator tells you to fill in all the details required on the front of the question paper and/or the answer booklet before you start the exam.
 - 5 Remember to write your answers within the designated sections of the answer booklet.
 - 6 Do your rough work on the proper exam stationery. Cross it through and hand it in with your answers.
- Make sure you add your candidate details to any additional answer sheets that you use for rough work.

E. Advice and assistance

- 1 If on the day of the exam you feel that your work may be affected by ill health or any other reason, tell the invigilator.
- 2 Put up your hand during the exam if:
 - (a) you have a problem and are in doubt about what you should do;
 - (b) you do not feel well;
 - (c) you need more paper.
- 3 You **must not** ask for, and will not be given, any explanation of the questions.


F. At the end of the exam


- 1 If you have used more than one answer booklet and/or any supplementary answer sheets, place them in the correct order.
- Place any loose additional answer sheets inside your answer booklet. Make sure you add your candidate details to any additional answer sheets that you use.
- 2 **Do not** leave the exam room until told to do so by the invigilator.
 - 3 **Do not** take from the exam room any stationery. This includes the question paper, answer booklets used or unused, rough work or any other materials provided for the exam.



Edexcel Examination Manager



 Pearson | Edexcel



Head of centre